

Oral-B®

**Stages
power®**



D 12.513K



powered
by

BRAUN

Type 3709



| | | |
|-----------|-----------|---|
| DE | AT | 00 800 27 28 64 63 |
| CH | | 08 44 - 88 40 10 |
| GB | | 0 800 783 7010 |
| IE | | 1 800 509 448 |
| FR | | 0 800 944 803 (appel gratuit depuis un poste fixe) |
| BE | | 0 800 14 592 |
| LU | | 4 00 50 51 |
| ES | | 901 11 61 84 |
| PT | | 808 20 00 33 |
| IT | | 800 124 600 |
| NL | | 0800-4 45 53 88 |
| DK | | 70 15 00 13 |
| NO | | 22 63 00 93 |
| SE | | 020 - 21 33 21 |
| FI | | 020 377 877 |

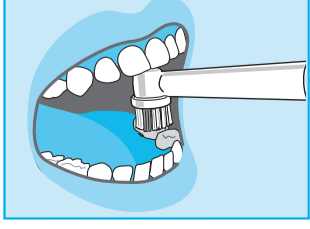
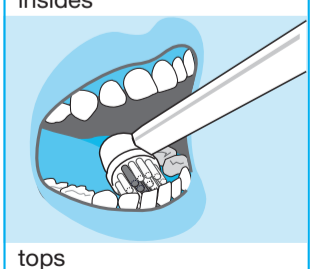
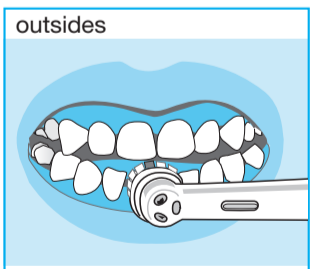
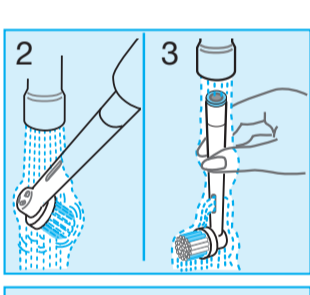
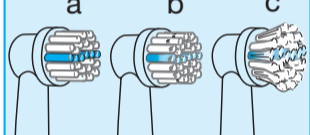
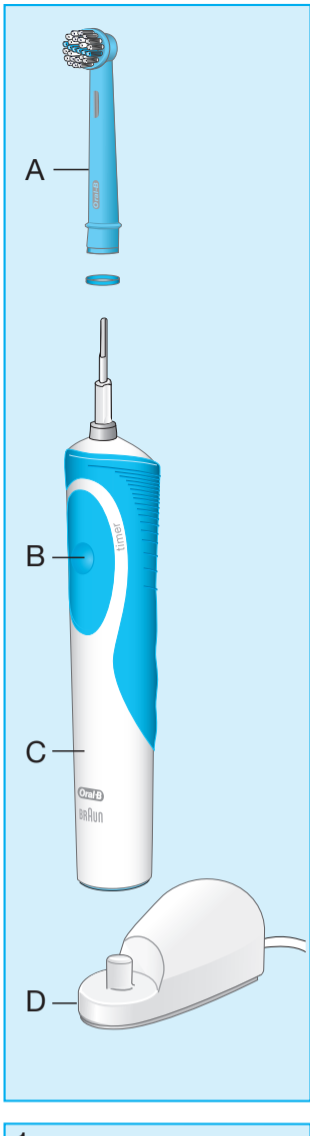
Internet:

www.oral-b.com

www.braun.com

www.service.braun.com

Braun GmbH
Frankfurter Straße 145
61476 Kronberg/Germany



English

*Dear parents,
The Oral-B Stages Power has been developed with leading dental professionals to effectively remove plaque from children's teeth. We hope your child will enjoy his/her new Oral-B toothbrush.*

This appliance is suitable for children 3 years or older. Please read the usage instructions carefully before showing your child how to use this toothbrush. We recommend that parents supervise their children when they start using the appliance in order to help them to become familiar with it.

IMPORTANT

- Periodically check the cord for damage. If the cord is damaged, take the charging unit to an Oral-B Braun Service Centre. A damaged or non-functioning unit must no longer be used.
- This product is not intended for use by children under age three.
- This appliance is not intended for use by children or persons with reduced physical, sensory or mental capabilities, unless they are supervised by a person responsible for their safety.
- Children should be supervised to ensure that they do not play with the appliance.
- If the product is dropped, the brush head should be replaced before the next use even if no damage is visible.
- Do not place or store the charger where it can fall or be pulled into a tub or sink.
- Do not place the charger in water or other liquid.
- Do not reach for a charger that has fallen into water. Unplug immediately.
- Do not modify or repair the product. This may cause fire, electric shock or injury. Consult your dealer for repairs or contact an Oral-B Service Centre. Do not disassemble the product except when disposing of the battery.
- When taking out the battery for disposal, use caution not to short the positive (+) and negative (-) terminals.
- Do not insert any object into any opening of the appliance/charger.
- Do not touch the power plug with wet hands. This can cause an electric shock.
- When unplugging, always hold the power plug instead of the cord.
- Use this product only for its intended use as described in this manual. Do not use attachments which are not recommended by the manufacturer.
- If you are undergoing treatment for any oral care condition, consult your dental professional prior to use.

Description

- A Brush head
- B On/off switch
- C Handle
- D Charging unit

Specifications

For voltage specifications please refer to the bottom of the charging unit.

Handle voltage: 1.2 V

Connecting and charging

Your toothbrush has a waterproof handle, is electrically safe and designed for use in the bathroom.

- Plug the charging unit (D) into an electrical outlet. Place the handle (C) on the charging unit.
- A full charge takes 16 hours and enables approximately one week of regular brushing (twice a day, 2 minutes).
- For everyday use, the handle can be stored on the plugged-in charging unit to maintain the toothbrush at full power. Overcharging is impossible. However for environmental reasons, Oral-B recommends to unplug the charging unit until the next recharge is required.

Battery maintenance

To maintain the maximum capacity of the rechargeable battery, unplug the charging unit and discharge the handle by regular use at least every 6 months.

Using the toothbrush

Please use following steps to explain to your child how to operate the toothbrush properly:

- Put a small amount of toothpaste onto the brush head. (We recommend fluoride toothpaste.)
- First guide the brush head to the teeth; then turn on the handle by pressing the on/off switch (B).

- Start with the lower teeth: Slowly guide the brush head from tooth to tooth; first the outsides, then the insides, finally the chewing surfaces. Do not scrub or press too hard. The Oral-B Stages Power automatically provides proper cleaning action.
- After one minute of operation, an incorporated timer signals by a short stutter to move on to the upper teeth and clean them – again tooth by tooth until the next timer signal is given.
- Turn off the handle by pressing the on/off switch (B) while the brush head is still in the mouth.

The brush head is provided with a row of blue INDICATOR® bristles (1a) helping you to monitor brush head replacement need. With proper brushing twice a day for two minutes, the colour will fade halfway in a 3-month period (1b), provided toothpaste is used. If bristles begin to splay before the colour starts to recede, this indicates that your child exerts too much pressure on teeth and gums (1c).

Replacement brush heads EB10

Available at your retailer or at an Oral-B Braun Service Centre.

Cleaning

After use, rinse the brush head for several seconds under running water with the handle switched on (2). Then switch off the handle and take off the brush head. Rinse both parts separately under running water (3) and wipe them dry before putting the handle back onto the charging unit. From time to time, also clean the charging unit with a damp cloth (4).

Subject to change without notice.

This product contains rechargeable batteries. In the interest of protecting the environment, please do not dispose of the product in the household waste at the end of its useful life. Disposal can take place at an Oral-B Braun Service Centre or at appropriate collection points provided in your country.



Guarantee

We grant 2 years limited guarantee on the product commencing on the date of purchase. Within the guarantee period we will eliminate, free of charge, any defects in the appliance resulting from faults in materials or workmanship, either by repairing or replacing the complete appliance as we may choose. This guarantee extends to every country where this appliance is supplied by Braun or its appointed distributor.

This guarantee does not cover: damage due to improper use, normal wear or use, especially regarding the brushheads, as well as defects that have a negligible effect on the value or operation of the appliance. The guarantee becomes void if repairs are undertaken by unauthorised persons and if original Braun parts are not used.

To obtain service within the guarantee period, hand in or send the complete appliance with your sales receipt to an authorised Oral-B Braun Service Centre.

For UK only:

This guarantee in no way affects your statutory rights.